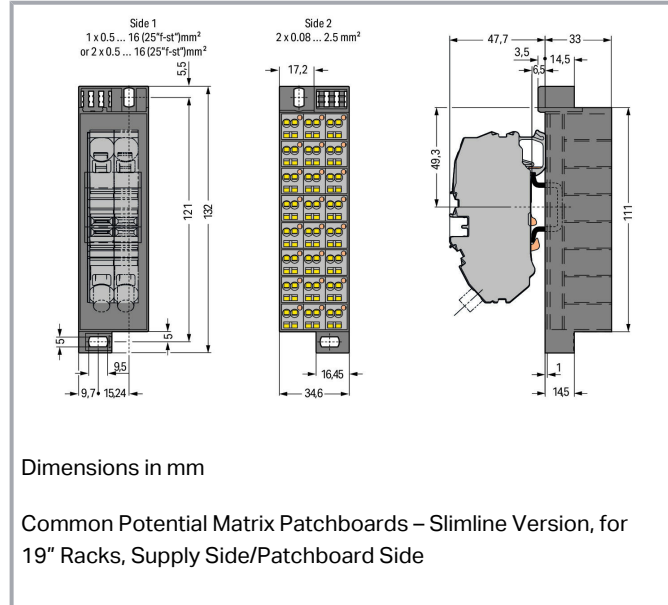


Data sheet | Item number: 726-652

Common potential matrix patchboard; Marking 1-24; with 2 input modules incl. end plate; Color of modules: gray; Numbering of modules arranged vertically; for 19" racks; Slimline version; 16,00 mm²; dark gray



www.wago.com/726-652



Data

Electrical data

IEC Approvals

Rated current	76 A
Rated current 2	24 A

Connection data

Connection type (1)	Page 1
Connection technology	CAGE CLAMP®
Number of connection points	2
Actuation type	Operating tool

Subject to changes. Please also observe the further product documentation!

WAGO Corporation
Germantown, WI 53022
Phone: 1-800-DIN-RAIL (346-7245) | Fax: (262) 255-6222
Email: info.us@wago.com | Web: www.wago.us

Do you have any questions about our products?
We are always happy to take your call at (262) 255-6222 or 1 800-DIN-RAIL.



Connectable conductor materials	Copper
Solid conductor	0.2 ... 16 mm ² / 24 ... 6 AWG
Fine-stranded conductor	0.2 ... 16 mm ² / 24 ... 6 AWG
Strip length	16 ... 17 mm / 0.63 ... 0.67 inch
Connection type 2	Page 2
Number of connection points 2	2
Solid conductor 2	0.08 ... 2.5 mm ² / 28 ... 14 AWG
Fine-stranded conductor 2	0.08 ... 2.5 mm ² / 28 ... 14 AWG
Strip length 2	8 ... 10 mm / 0.31 ... 0.39 inch
Wiring direction	Front-entry wiring

Physical data

Width	34.6 mm / 1.362 inch
Height	132 mm / 5.197 inch
Depth	80.7 mm / 3.177 inch

Mechanical data

Marking	1 ... 24
Design	slimline

Material data

Color	dark gray
Module color	gray
Fire load	1.098 MJ
Weight	264.6 g

Commercial data

Packaging type	BOX
Country of origin	DE
GTIN	4055143628624
Customs tariff number	8536904000

Approvals / Certificates

Country specific Approvals

Logo	Approval	Additional Approval Text	Certificate name
	CCA	EN 60998	NTR NL-

Subject to changes. Please also observe the further product documentation!



DEKRA Certification B.V.

7623

CSA
DEKRA Certification B.V.

C22.2 No. 158


1101143

KEMA/KEUR
DEKRA Certification B.V.

EN 60998

71-
100850

UL-Approvals

Logo	Approval	Additional Approval Text	Certificate name
	UL UL International Germany GmbH	UL 1059	E45172

Optional accessories

Jumpers

	Item no.: 709-107 Wire commoning chain; 0.5 mm ² ; insulated; gray	www.wago.com/709-107
---	---	--





Clamps

	Item no.: 2016-7611 Spare supply terminal block; 16 mm ² ; 12 mm; Push-in CAGE CLAMP®; 16,00 mm ² ; gray	www.wago.com/2016-7611
---	--	--

Testing accessories

	Item no.: 210-137 Test plug; 2.3 mm Ø; with 500 mm cable	www.wago.com/210-137
---	--	--

Marking accessories











	Item no.: 2009-110 Marking strips; for Smart Printer; on reel; not stretchable; plain; snap-on type; white	www.wago.com/2009-110
	Item no.: 2009-115 WMB-Inline; for Smart Printer; 1500 pieces on roll; stretchable 5 - 5.2 mm; plain; snap-on type; white	www.wago.com/2009-115
	Item no.: 209-185 Adaptor; gray	www.wago.com/209-185
	Item no.: 726-902 Adaptor; dark gray	www.wago.com/726-902

Subject to changes. Please also observe the further product documentation!

WAGO Corporation
 Germantown, WI 53022
 Phone: 1-800-DIN-RAIL (346-7245) | Fax: (262) 255-6222
 Email: info.us@wago.com | Web: www.wago.us

Do you have any questions about our products?
 We are always happy to take your call at (262) 255-6222 or 1 800-DIN-RAIL.



	Item no.: 793-5501 WMB marking card; as card; for terminal block width 5 - 17.5 mm; stretchable 5 - 5.2 mm; plain; snap-on type; white	www.wago.com/793-5501
	Item no.: 793-5501/000-002 WMB marking card; as card; for terminal block width 5 - 17.5 mm; stretchable 5 - 5.2 mm; plain; snap-on type; yellow	www.wago.com/793-5501/000-002
	Item no.: 793-5501/000-005 WMB marking card; as card; for terminal block width 5 - 17.5 mm; stretchable 5 - 5.2 mm; plain; snap-on type; red	www.wago.com/793-5501/000-005
	Item no.: 793-5501/000-006 WMB marking card; as card; for terminal block width 5 - 17.5 mm; stretchable 5 - 5.2 mm; plain; snap-on type; blue	www.wago.com/793-5501/000-006
	Item no.: 793-5501/000-007 WMB marking card; as card; for terminal block width 5 - 17.5 mm; stretchable 5 - 5.2 mm; plain; snap-on type; gray	www.wago.com/793-5501/000-007
	Item no.: 793-5501/000-012 WMB marking card; as card; for terminal block width 5 - 17.5 mm; stretchable 5 - 5.2 mm; plain; snap-on type; orange	www.wago.com/793-5501/000-012
	Item no.: 793-5501/000-014 WMB marking card; as card; for terminal block width 5 - 17.5 mm; stretchable 5 - 5.2 mm; plain; snap-on type; brown	www.wago.com/793-5501/000-014
	Item no.: 793-5501/000-017 WMB marking card; as card; for terminal block width 5 - 17.5 mm; stretchable 5 - 5.2 mm; plain; snap-on type; green	www.wago.com/793-5501/000-017
	Item no.: 793-5501/000-023 WMB marking card; as card; for terminal block width 5 - 17.5 mm; stretchable 5 - 5.2 mm; plain; snap-on type; light green	www.wago.com/793-5501/000-023
	Item no.: 793-5501/000-024 WMB marking card; as card; for terminal block width 5 - 17.5 mm; stretchable 5 - 5.2 mm; plain; snap-on type; violet	www.wago.com/793-5501/000-024

Downloads Documentation

Bid Text

726-652 X81 - Datei	Feb 19, 2019	xml 3.6 kB	Download
726-652 docx - Datei	Feb 21, 2019	docx 15.2 kB	Download

Subject to changes. Please also observe the further product documentation!

WAGO Corporation
Germantown, WI 53022
Phone: 1-800-DIN-RAIL (346-7245) | Fax: (262) 255-6222
Email: info.us@wago.com | Web: www.wago.us

Do you have any questions about our products?
We are always happy to take your call at (262) 255-6222 or 1 800-DIN-RAIL.

Additional Information

Technical explanations

Apr 3, 2019

pdf
2.2 MB

[Download](#)

CAD files

CAE data

EPLAN Data Portal 726-652

[URL](#)

[Download](#)

WSCAD Universe 726-652

[URL](#)

[Download](#)

Environmental Product Compliance

Compliance Search

Environmental Product Compliance 726-652


[URL](#)

[Download](#)

Common potential matrix patchboard; Marking 1-24; with 2 input modules incl. end plate; Color of modules: gray; Numbering of modules arranged vertically; for 19" racks; Slimline version; 16,00 mm²; dark gray

Installation Notes

Conductor termination




CAGE CLAMP® connection


Inserting a conductor via 210-719 Operating Tool (2.5 x 0.4 mm blade).

Testing


Subject to changes. Please also observe the further product documentation!



Testing with a 2.3 mm Ø test plug (210-137).




Snapping on an additional module with contact to mounting frame.




Assembling a matrix patchboard with additional module – direct connection to the mounting frame.

Marking



Factory-marked modules (Side 1: 1, 2, 3, 4 ...)



WFB continuous marking strip – fits into the matrix patchboards' marker slot and group marker carrier.



Individual group marking via WSB Quick Marking System

Subject to changes. Please also observe the further product documentation!